

# the power of tomorrow

CLEAN ENERGY DEFINES THE WORLD THAT WE LIVE IN TODAY AND TOMORROW.  
LEAD CRYSTAL® TECHNOLOGY CREATES POWER THAT IS CLEAN SAFE AND  
HIGH PERFORMING FOR A BETTER FUTURE

**LEAD  
CRYSTAL®  
BATTERIES**

POWERED BY  
**Betta Batteries**



**DISCHARGE CURRENT AND END VOLTAGE**

Discharge current (A)	End voltage (V)
0.05C or below or Intermittent discharge	11.4
0.05C of current close to it	11.1
0.1C of current close to it	10.8
0.2C of current close to it	10.5
From 0.2C to 0.5C	10.2
From 0.5C to 1C	9.6
From 1C to 3C	9.0
Current in excess of 3C	7.8

**SPECIFICATION**

Nominal Voltage	12V		
Rated Capacity (10 hour rate)	170 AH		
Dimension	Total Height (top of terminal)	320 mm	12.6"
	Height	320 mm	12.6"
	Length	546 mm	21.50"
	Width	125 mm	4.92"

Weight	Approximately 50kg / 110.23 lbs		
--------	---------------------------------	--	--

Capacity 25°C	120 hour rate (1.8A)	216 AH
	20 hour rate (9.5A)	190 AH
	10 hour rate (17)	170 AH

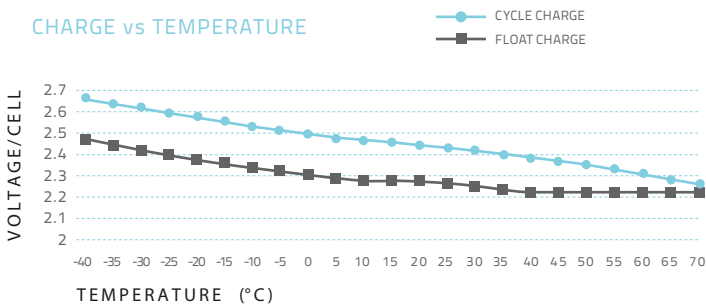
Internal Resistance	Fully charged Battery (25°C)	3mΩ
---------------------	------------------------------	-----

Self-Discharge 25°C	Capacity after 3 month storage	95%
	Capacity after 6 month storage	85%
	Capacity after 12 month storage	80%

Max Discharge Current 25°C	1700A (5S)
----------------------------	------------

Terminal	Standard	F4
	Optional	
Charging (Constant Voltage)	Cycle	Initial Charging Current 51A 14.7V/ (25°C)
	Float	13.6V/ (25°C)

**CHARGE vs TEMPERATURE**



**CHARGE vs TEMPERATURE CHART**

temperature	-40	-35	-30	-25	-20	-15	-10	-5	0	5	10	15	20	25	30	35	40	45	50	55	60	65	70
Cycle Charge (voltage/cell)	2.66	2.64	2.62	2.60	2.58	2.56	2.54	2.52	2.50	2.48	2.47	2.47	2.45	2.45	2.43	2.41	2.39	2.37	2.35	2.33	2.31	2.29	2.27
Float Charge (voltage/cell)	2.46	2.44	2.42	2.40	2.38	2.36	2.34	2.32	2.31	2.30	2.29	2.29	2.29	2.27	2.26	2.24	2.23	2.23	2.23	2.23	2.23	2.23	2.23

**CONSTANT CURRENT DISCHARGE CHARACTERISTICS: UNITS AMPERES (25°C)**

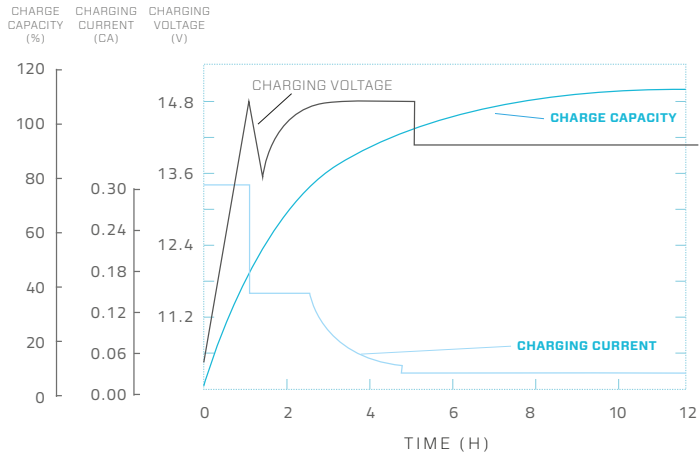
End Voltage per cell	5min	15min	30min	45min	1h	2h	3h	4h	5h	6h	8h	10h	12h	20h	24h
1.60V	623.83	330.14	199.48	145.43	117.13	67.11	48.74	38.22	32.60	27.71	21.13	17.59	14.76	9.61	7.85
1.67V	579.77	319.33	196.52	144.43	116.93	66.82	47.86	38.03	32.13	27.51	21.10	17.39	14.74	9.58	7.82
1.70V	573.85	314.43	194.55	142.48	115.96	66.23	47.56	37.83	31.64	27.22	21.03	17.39	14.69	9.55	7.81
1.75V	525.71	304.57	192.61	141.51	113.99	64.95	47.36	37.35	31.35	27.02	20.93	17.20	14.62	9.51	7.80
1.80V	471.65	284.92	184.72	137.56	111.04	63.97	47.17	37.24	30.95	26.73	20.83	17.00	14.54	9.19	7.78
1.83V	450.84	261.39	181.80	132.67	106.13	63.38	45.30	35.67	30.27	25.75	20.39	16.31	13.95	9.09	7.68
1.85V	422.48	253.50	170.00	127.75	103.17	60.83	44.12	35.18	29.48	24.89	20.15	16.12	13.76	8.99	7.62

**DISCHARGE DATA WITH CONSTANT POWER UNITS: WATTS PER CELL (25°C)**

End Voltage per cell	5min	15min	30min	45min	1h	2h	3h	4h	5h	6h	8h	10h	12h	20h	24h
1.60V	1042.43	579.69	373.36	272.16	218.94	126.75	92.65	73.39	62.00	53.25	41.07	34.00	28.59	19.06	15.62
1.67V	992.34	570.84	358.26	270.20	219.10	126.75	91.47	73.30	62.00	53.16	41.07	33.90	28.59	19.06	15.62
1.70V	986.44	566.91	358.09	270.20	217.13	125.76	91.28	73.03	61.02	52.76	40.78	33.60	28.30	18.96	15.62
1.75V	918.65	560.03	358.49	270.19	216.16	124.78	91.08	72.90	60.82	52.37	40.58	33.38	28.30	18.96	15.52
1.80V	843.02	531.54	350.76	265.28	215.17	124.78	90.98	72.71	60.43	52.37	40.48	33.21	28.30	18.47	15.52
1.83V	813.53	488.31	347.82	257.42	206.33	123.80	88.43	70.25	59.74	50.70	40.48	32.23	27.81	18.28	15.43
1.85V	753.59	477.50	323.25	247.61	200.44	120.85	85.97	69.37	58.07	49.72	38.91	31.93	27.31	18.08	15.33

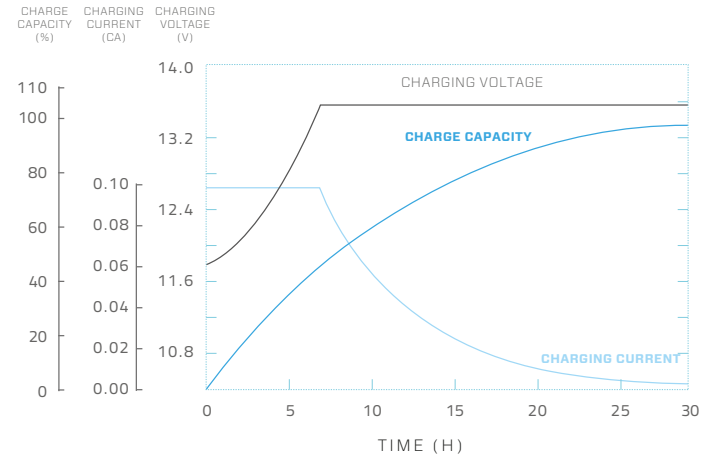
**CYCLE CHARGE CHARACTERISTIC (25°C)**

REGULAR CYCLE CHARGE CHARACTERISTICS 77°F (25°C)



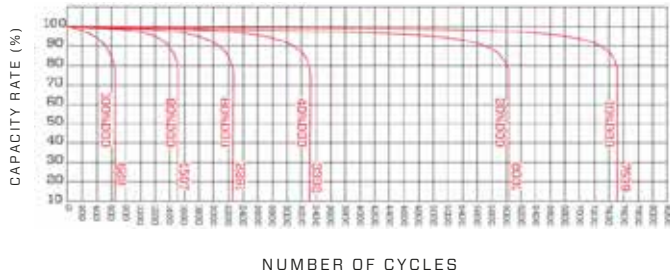
**FLOATING CHARGE CHARACTERISTIC (25°C)**

FLOATING CHARGE CHARACTERISTICS 77°F (25°C)

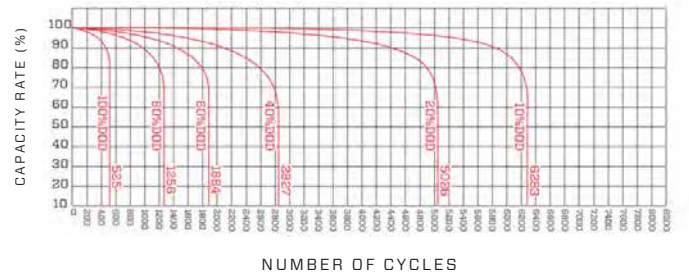


**CYCLE LIFE CURVE GRAPH**

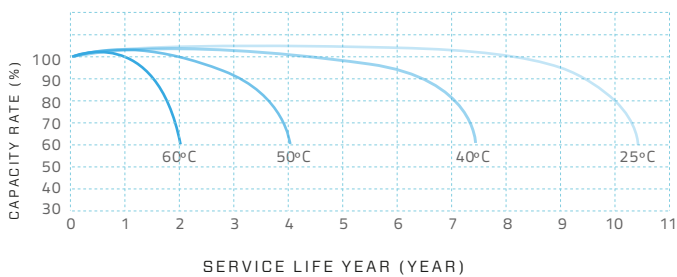
CYCLE LIFE CURVE GRAPH (25°C)



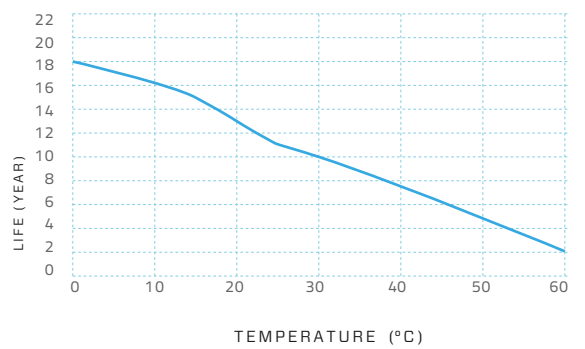
CYCLE LIFE CURVE GRAPH (40°C)



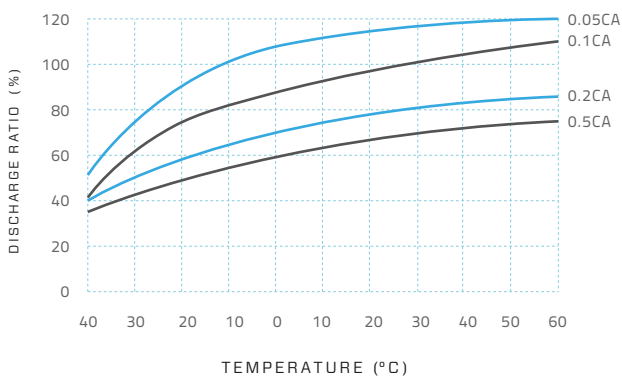
**TEMPERATURE & FLOAT SERVICE LIFE**



**Float Service Life Curve Graph**



**TEMPERATURE & DISCHARGE CAPACITY**



## LEAD CRYSTAL®: CHANGING THE FUTURE

**Performance** Robust, resilient, high performing. Lead Crystal® batteries can be discharged deeper, cycled more often (also in extreme temperatures) and have a longer service life. They recover to full rated capacity over and over again.

**Technology** A unique micro-porous high absorbent mat (AGM), high-purity lead calcium selenium plates, safe SiO<sub>2</sub> electrolyte solution that solidifies into a white crystalline powder when charged/discharged.

**Cleaner & safe** Less acid, no cadmium, no antimony. Lead Crystal® batteries are up to 99% recyclable and are classified as non-hazardous goods for transport.

**Markets** Lead Crystal® batteries are being used in telecoms, ups, petrochem/marine, defence, renewable energy, health care, manufacturing, transportation and electric motion (wheelchairs, golf carts & trolleys).

