



SPECIFICATION

Nominal Voltage	12V		
Rated Capacity (10 hour rate)	40 AH		
Dimension	Total Height (top of terminal)	172mm	6.77"
	Height	172mm	6.77"
	Length	198mm	7.8"
	Width	166mm	6.54"

Weight	Approximately 13kg / 28.66 lbs		
--------	--------------------------------	--	--

Capacity 25°C	120 hour rate(0.4A)	48AH
	20 hour rate(2.2A)	44AH
	10 hour rate(4A)	40AH

Internal Resistance	Fully charged Battery (25°C)	8mΩ
---------------------	------------------------------	-----

Self-Discharge 25°C	Capacity after 3 month storage	95%
	Capacity after 6 month storage	85%
	Capacity after 12 month storage	80%

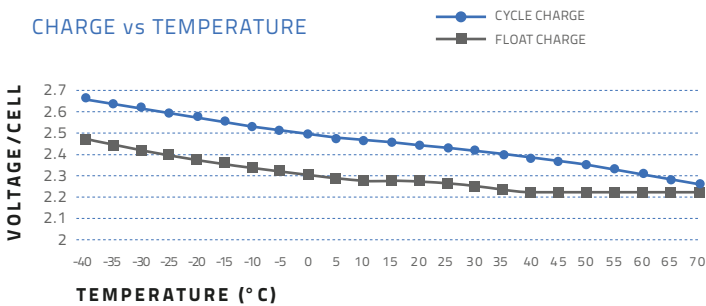
Max Discharge Current 25°C	400A (5S)	
----------------------------	-----------	--

Terminal	Standard	F3
	Optional	
Charging (Constant Voltage)	Cycle	Initial Charging Current 12A 14.7V/ (25)
	Float	13.6V/ (25)

DISCHARGE CURRENT AND END VOLTAGE

Discharge current (A)	End voltage (V)
0.05C or below or Intermittent discharge	11.4
0.05C of current close to it	11.1
0.1C of current close to it	10.8
0.2C of current close to it	10.5
From 0.2C to 0.5C	10.2
From 0.5C to 1C	9.6
From 1C to 3C	9.0
Current in excess of 3C	7.8

CHARGE vs TEMPERATURE



CHARGE vs TEMPERATURE CHART

temperature	-40	-35	-30	-25	-20	-15	-10	-5	0	5	10	15	20	25	30	35	40	45	50	55	60	65	70
Cycle Charge	2.66	2.64	2.62	2.60	2.58	2.56	2.54	2.52	2.50	2.48	2.47	2.47	2.45	2.45	2.43	2.41	2.39	2.37	2.35	2.33	2.31	2.29	2.27
Float Charge (voltage/cell)	2.46	2.44	2.42	2.40	2.38	2.36	2.34	2.32	2.31	2.30	2.29	2.29	2.29	2.27	2.26	2.24	2.23	2.23	2.23	2.23	2.23	2.23	2.23

CONSTANT CURRENT DISCHARGE CHARACTERISTICS: UNITS AMPERES (25°C)

End Voltage per cell	5min	15min	30min	45min	1h	2h	3h	4h	5h	6h	8h	10h	12h	20h	24h
1.60V	146.78	77.68	46.94	34.22	27.56	15.79	11.47	8.99	7.67	6.52	4.97	4.14	3.47	2.26	1.85
1.67V	136.42	75.14	46.24	33.98	27.51	15.72	11.26	8.95	7.56	6.47	4.96	4.09	3.47	2.25	1.84
1.70V	135.02	73.98	45.78	33.53	27.28	15.58	11.19	8.90	7.44	6.40	4.95	4.09	3.46	2.25	1.84
1.75V	123.70	71.66	45.32	33.30	26.82	15.28	11.14	8.79	7.38	6.36	4.92	4.05	3.44	2.24	1.84
1.80V	110.98	67.04	43.46	32.37	26.13	15.05	11.10	8.76	7.28	6.29	4.90	4.00	3.42	2.16	1.83
1.83V	106.08	61.50	42.78	31.22	24.97	14.91	10.66	8.39	7.12	6.06	4.80	3.84	3.28	2.14	1.81
1.85V	99.41	59.65	40.00	30.06	24.28	14.31	10.38	8.28	6.94	5.86	4.74	3.79	3.24	2.12	1.79

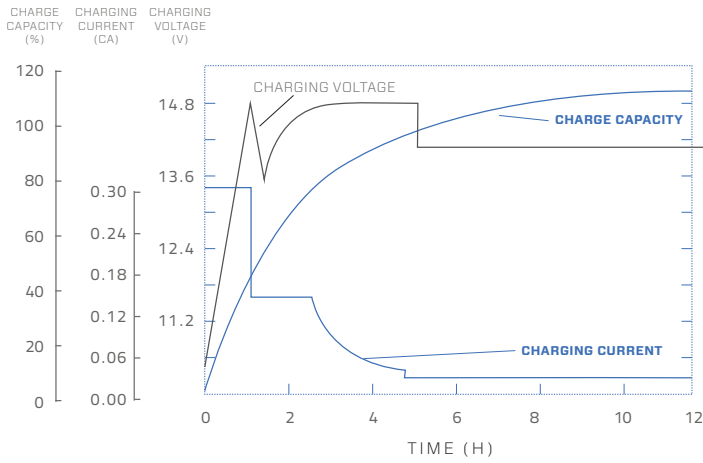
DISCHARGE DATA WITH CONSTANT POWER UNITS: WATTS PER CELL (25°C)

End Voltage per cell	5min	15min	30min	45min	1h	2h	3h	4h	5h	6h	8h	10h	12h	20h	24h
1.60V	245.28	136.40	87.85	64.04	51.51	29.82	21.80	17.27	14.59	12.53	9.66	8.00	6.73	4.49	3.68
1.67V	233.49	134.32	84.30	63.58	51.55	29.82	21.52	17.25	14.59	12.51	9.66	7.98	6.73	4.48	3.68
1.70V	232.10	133.39	84.26	63.58	51.09	29.59	21.48	17.18	14.36	12.41	9.59	7.91	6.66	4.46	3.68
1.75V	216.15	131.77	84.35	63.57	50.86	29.36	21.43	17.15	14.31	12.32	9.55	7.85	6.66	4.46	3.65
1.80V	198.36	125.07	82.53	62.42	50.63	29.36	21.41	17.11	14.22	12.32	9.52	7.81	6.66	4.35	3.65
1.83V	191.42	114.90	81.84	60.57	48.55	29.13	20.81	16.53	14.06	11.93	9.52	7.58	6.54	4.30	3.63
1.85V	177.32	112.35	76.06	58.26	47.16	28.44	20.23	16.32	13.66	11.70	9.16	7.51	6.43	4.25	3.61



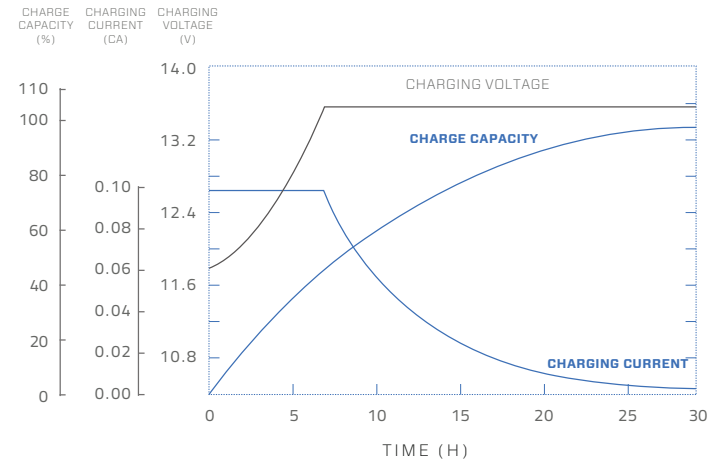
CYCLE CHARGE CHARACTERISTIC (25°C)

REGULAR CYCLE CHARGE CHARACTERISTICS 77°F (25°C)



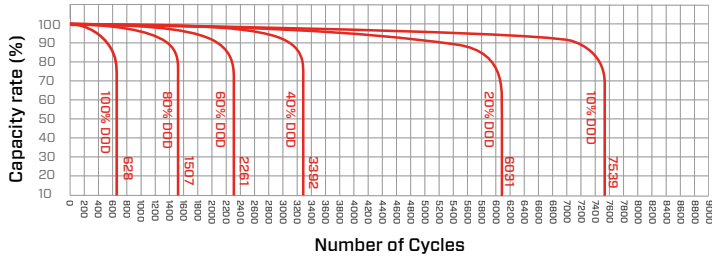
FLOATING CHARGE CHARACTERISTIC (25°C)

FLOATING CHARGE CHARACTERISTICS 77°F (25°C)

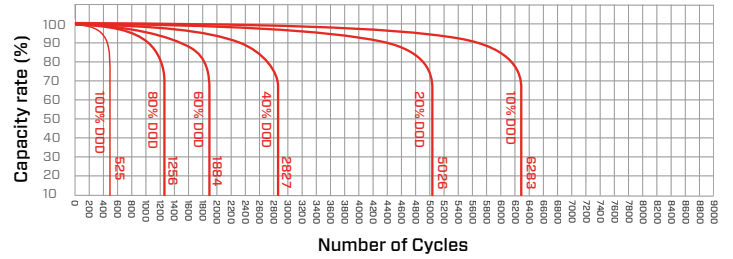


CYCLE LIFE CURVE GRAPH

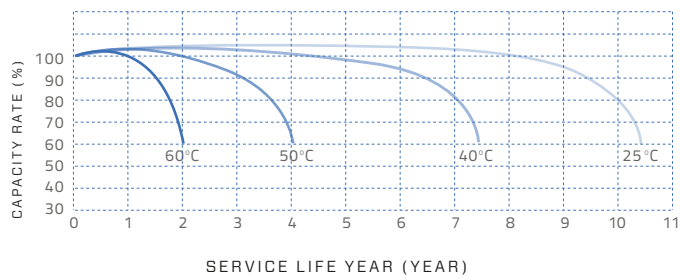
Cycle life curve graph (25°C) 12V



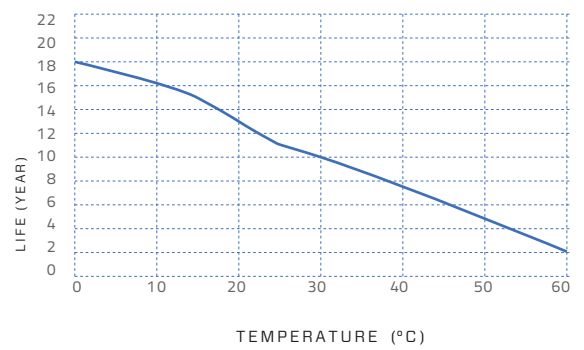
Cycle life curve graph (40°C) 12V



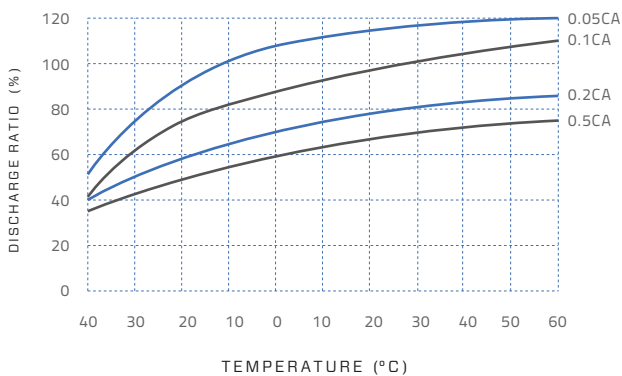
TEMPERATURE & FLOAT SERVICE LIFE



FLOAT SERVICE LIFE CURVE GRAPH



TEMPERATURE & DISCHARGE CAPACITY



info@greenrhino-energy.com
www.greenrhino-energy.com

www.leadcrystalbatteries.com

