



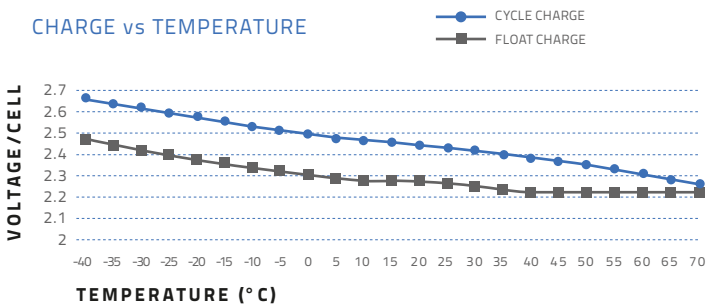
DISCHARGE CURRENT AND END VOLTAGE

Discharge current (A)	End voltage (V)
0.05C or below or Intermittent discharge	1.9
0.05C of current close to it	1.85
0.1C of current close to it	1.8
0.2C of current close to it	1.75
From 0.2C to 0.5C	1.7
From 0.5C to 1C	1.6
From 1C to 3C	1.5
Current in excess of 3C	1.3

SPECIFICATION

Nominal Voltage	2V		
Rated Capacity (10 hour rate)	200 AH		
Dimension	Total Height (top of terminal)	335 mm	13.18"
	Height	330 mm	12.99"
	Length	175 mm	6.89"
	Width	110 mm	4.33"
Weight	Approximately 13.5 kg / 29.76lbs		
Capacity 25° C	120 hour rate (2A)	240 AH	
	20 hour rate (21A)	220 AH	
	10 hour rate (20A)	200 AH	
Internal Resistance	Fully charged Battery (25° C)	0.5mΩ	
Self-Discharge 25° C	Capacity after 3 month storage	95%	
	Capacity after 6 month storage	85%	
	Capacity after 12 month storage	80%	
Max Discharge Current 25° C	2000A (5S)		
Terminal	Standard	F4	
	Optional		
Charging (Constant Voltage)	Cycle	Initial Charging Current 60A 2.45V/ (25° C)	
	Float	2.27V/ (25° C)	

CHARGE vs TEMPERATURE



CHARGE vs TEMPERATURE CHART

temperature	-40	-35	-30	-25	-20	-15	-10	-5	0	5	10	15	20	25	30	35	40	45	50	55	60	65	70
Cycle Charge	2.66	2.64	2.62	2.60	2.58	2.56	2.54	2.52	2.50	2.48	2.47	2.47	2.45	2.45	2.43	2.41	2.39	2.37	2.35	2.33	2.31	2.29	2.27
Float Charge (voltage/cell)	2.46	2.44	2.42	2.40	2.38	2.36	2.34	2.32	2.31	2.30	2.29	2.29	2.29	2.27	2.26	2.24	2.23	2.23	2.23	2.23	2.23	2.23	2.23

CONSTANT CURRENT DISCHARGE CHARACTERISTICS: UNITS AMPERES (25° C)

End Voltage per cell	5min	15min	30min	45min	1h	2h	3h	4h	5h	6h	8h	10h	12h	20h	24h
1.60V	540.48	344.80	227.20	171.00	139.80	83.40	60.60	47.10	40.00	34.40	26.00	21.00	17.70	11.06	9.27
1.67V	465.19	312.60	210.60	162.00	135.40	79.60	57.60	46.60	38.00	34.00	25.60	20.60	17.70	11.06	9.27
1.70V	444.41	303.00	204.00	160.00	130.80	78.40	56.40	46.20	37.80	33.80	25.40	20.40	17.70	11.04	9.24
1.75V	403.99	283.60	196.00	153.80	126.60	75.40	54.80	45.00	36.60	33.00	25.00	20.20	17.54	11.04	9.22
1.80V	357.19	259.80	188.60	148.20	121.20	72.80	54.00	44.20	35.80	32.20	24.40	20.00	17.16	11.00	9.18
1.83V	311.81	237.40	174.20	137.73	114.60	69.60	52.00	42.40	34.20	31.00	23.60	19.40	16.70	10.96	8.92
1.85V	266.59	215.00	160.00	127.40	108.20	66.60	50.00	40.80	32.80	30.00	22.80	18.86	16.22	10.94	8.66

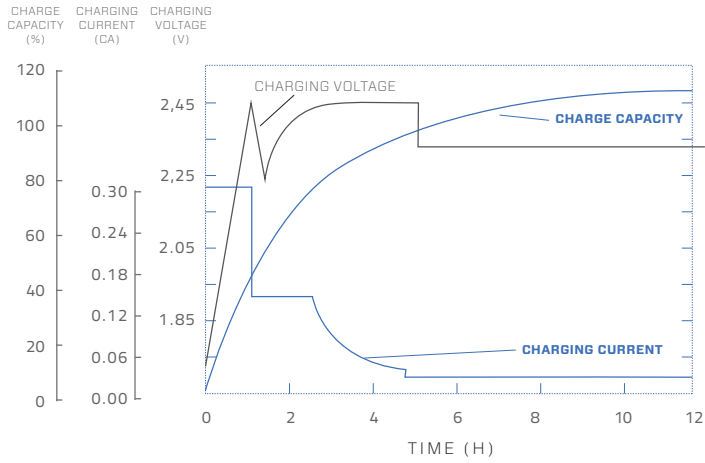
DISCHARGE DATA WITH CONSTANT POWER UNITS: WATTS PER CELL (25° C)

End Voltage per cell	5min	15min	30min	45min	1h	2h	3h	4h	5h	6h	8h	10h	12h	20h	24h
1.60V	896.19	603.40	413.00	314.80	260.80	159.20	116.00	90.20	76.80	67.40	51.00	41.57	34.80	21.60	18.12
1.67V	800.59	562.60	386.60	301.20	254.00	154.24	113.20	89.80	74.40	66.60	49.99	40.60	34.80	21.60	18.12
1.70V	774.78	547.99	376.00	298.00	246.80	150.20	108.60	89.20	73.00	66.20	49.83	40.20	34.80	21.60	18.10
1.75V	715.20	515.19	363.60	288.80	240.00	145.21	106.00	87.80	71.20	65.20	48.80	39.79	34.80	21.60	18.08
1.80V	648.40	474.80	351.20	279.60	231.00	140.40	104.80	86.20	69.40	64.20	48.00	39.40	33.80	21.40	18.04
1.83V	572.61	439.59	328.00	262.00	219.40	135.20	101.20	83.40	67.00	62.40	46.40	38.40	33.00	21.40	17.58
1.85V	496.80	404.39	304.80	244.40	208.00	130.00	97.60	80.40	64.40	60.60	44.80	37.40	32.20	21.20	17.14



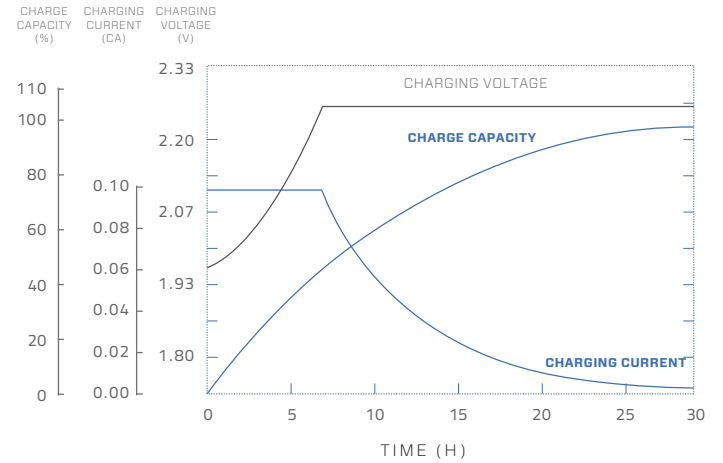
CYCLE CHARGE CHARACTERISTIC (25°C)

REGULAR CYCLE CHARGE CHARACTERISTICS 77°F (25°C)



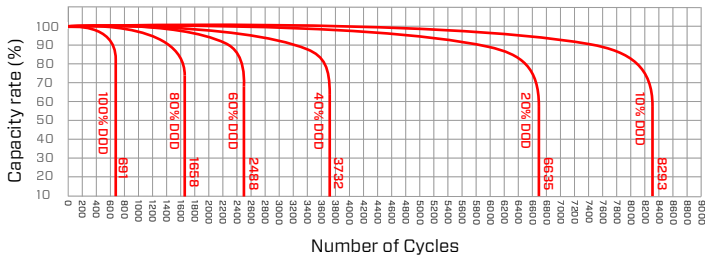
FLOATING CHARGE CHARACTERISTIC (25°C)

FLOATING CHARGE CHARACTERISTICS 77°F (25°C)

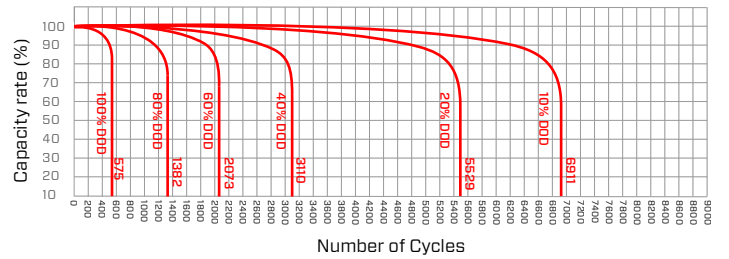


CYCLE LIFE CURVE GRAPH

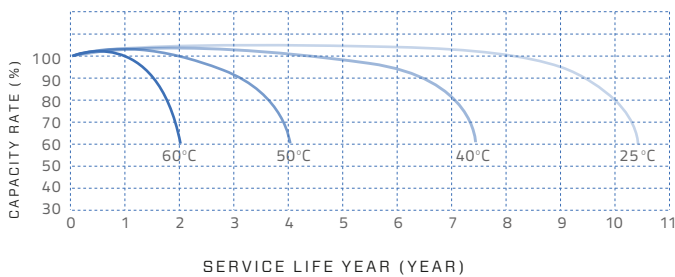
Cycle life curve graph (25°C) 2V



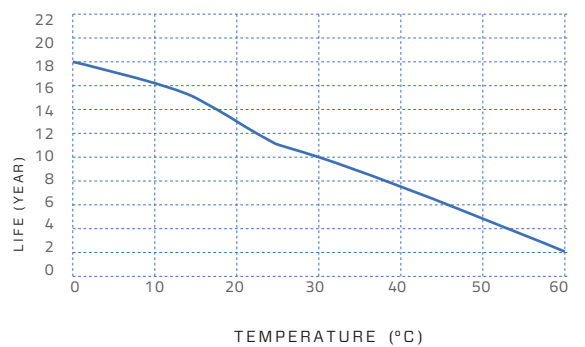
Cycle life curve graph (40°C) 2V



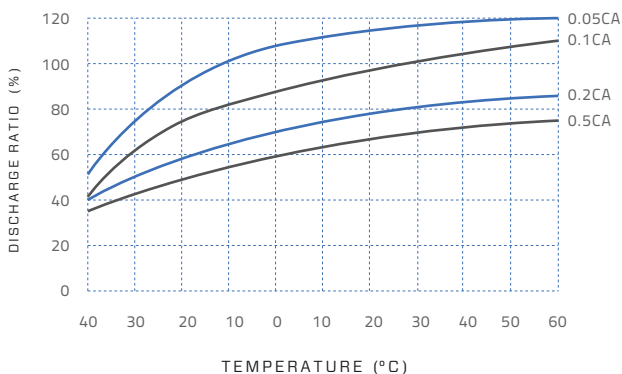
TEMPERATURE & FLOAT SERVICE LIFE



FLOAT SERVICE LIFE CURVE GRAPH



TEMPERATURE & DISCHARGE CAPACITY



info@greenrhino-energy.com
www.greenrhino-energy.com

www.leadcrystalbatteries.com

