



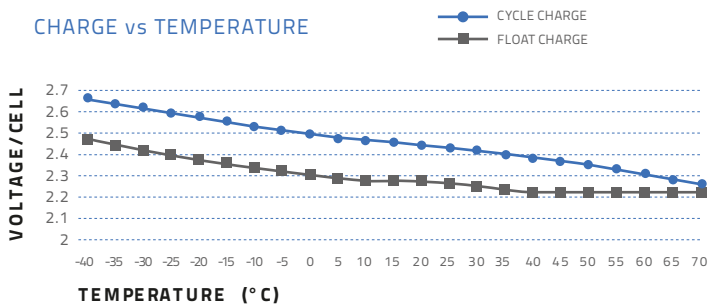
**DISCHARGE CURRENT AND END VOLTAGE**

Discharge current (A)	End voltage (V)
0.05C or below or Intermittent discharge	11.4
0.05C of current close to it	11.1
0.1C of current close to it	10.8
0.2C of current close to it	10.5
From 0.2C to 0.5C	10.2
From 0.5C to 1C	9.6
From 1C to 3C	9.0
Current in excess of 3C	7.8

**SPECIFICATION**

Nominal Voltage	12V		
Rated Capacity (10 hour rate)	55 AH		
Dimension	Total Height (top of terminal)	225 mm	8.86"
	Height	222 mm	8.74"
	Length	277 mm	10.90"
	Width	106 mm	4.17"
Weight	Approximately 16.8kg / 37.03 lbs		
Capacity 25°C	120 hour rate (0.55A)	66 AH	
	20 hour rate (3.0A)	60 AH	
	10 hour rate (5.5A)	55 AH	
Internal Resistance	Fully charged Battery (25°C)	8mΩ	
Self-Discharge 25°C	Capacity after 3 month storage	95%	
	Capacity after 6 month storage	85%	
	Capacity after 12 month storage	80%	
Max Discharge Current 25°C	550A (5S)		
Terminal	Standard	F3	
	Optional		
Charging (Constant Voltage)	Cycle	Initial Charging Current 16.5A 14.7V/ (25 )	
	Float	13.6V/ (25 )	

**CHARGE vs TEMPERATURE**



**CHARGE vs TEMPERATURE CHART**

temperature	-40	-35	-30	-25	-20	-15	-10	-5	0	5	10	15	20	25	30	35	40	45	50	55	60	65	70
Cycle Charge	2.66	2.64	2.62	2.60	2.58	2.56	2.54	2.52	2.50	2.48	2.47	2.47	2.45	2.45	2.43	2.41	2.39	2.37	2.35	2.33	2.31	2.29	2.27
Float Charge (voltage/cell)	2.46	2.44	2.42	2.40	2.38	2.36	2.34	2.32	2.31	2.30	2.29	2.29	2.29	2.27	2.26	2.24	2.23	2.23	2.23	2.23	2.23	2.23	2.23

**CONSTANT CURRENT DISCHARGE CHARACTERISTICS: UNITS AMPERES (25°C)**

End Voltage per cell	5min	15min	30min	45min	1h	2h	3h	4h	5h	6h	8h	10h	12h	20h	24h
1.60V	201.83	106.81	64.54	47.05	37.90	21.71	15.77	12.37	10.55	8.97	6.84	5.69	4.78	3.11	2.54
1.67V	187.57	103.31	63.58	46.73	37.83	21.62	15.48	12.30	10.40	8.90	6.83	5.63	4.77	3.10	2.53
1.70V	185.66	101.73	62.94	46.10	37.52	21.43	15.39	12.24	10.24	8.81	6.80	5.63	4.75	3.09	2.53
1.75V	170.08	98.54	62.32	45.78	36.88	21.01	15.32	12.08	10.14	8.74	6.77	5.56	4.73	3.08	2.52
1.80V	152.59	92.18	59.76	44.51	35.92	20.70	15.26	12.05	10.01	8.65	6.74	5.50	4.71	2.97	2.52
1.83V	145.86	84.57	58.82	42.92	34.34	20.51	14.66	11.54	9.79	8.33	6.60	5.28	4.51	2.94	2.49
1.85V	136.69	82.02	55.00	41.33	33.38	19.68	14.27	11.38	9.54	8.05	6.52	5.21	4.45	2.91	2.46

**DISCHARGE DATA WITH CONSTANT POWER UNITS: WATTS PER CELL (25°C)**

End Voltage per cell	5min	15min	30min	45min	1h	2h	3h	4h	5h	6h	8h	10h	12h	20h	24h
1.60V	337.26	187.55	120.79	88.05	70.83	41.01	29.98	23.75	20.06	17.23	13.29	11.00	9.25	6.17	5.05
1.67V	321.05	184.69	115.91	87.42	70.89	41.01	29.59	23.71	20.06	17.20	13.29	10.97	9.25	6.17	5.05
1.70V	319.14	183.41	115.85	87.42	70.25	40.69	29.53	23.63	19.74	17.07	13.19	10.87	9.15	6.13	5.05
1.75V	297.21	181.19	115.98	87.42	69.93	40.37	29.47	23.59	19.68	16.94	13.13	10.80	9.15	6.13	5.02
1.80V	272.74	171.97	113.48	85.83	69.62	40.37	29.44	23.52	19.55	16.94	13.10	10.74	9.15	5.98	5.02
1.83V	263.20	157.98	112.53	83.28	66.75	40.05	28.61	22.73	19.33	16.40	13.10	10.43	9.00	5.91	4.99
1.85V	243.81	154.49	104.58	80.11	64.85	39.10	27.81	22.44	18.79	16.08	12.59	10.33	8.84	5.85	4.96

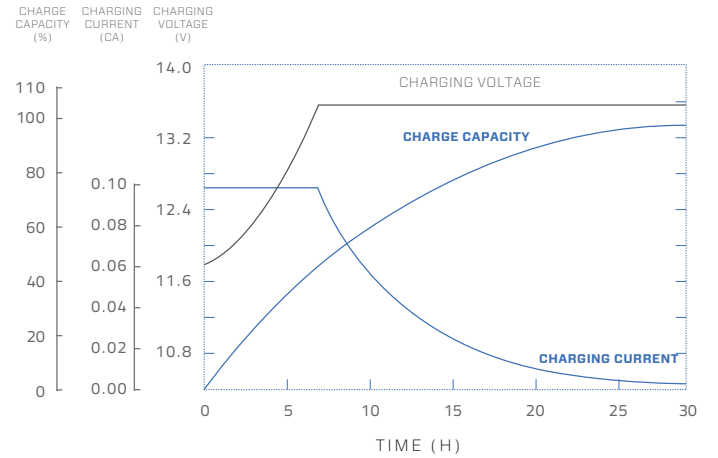
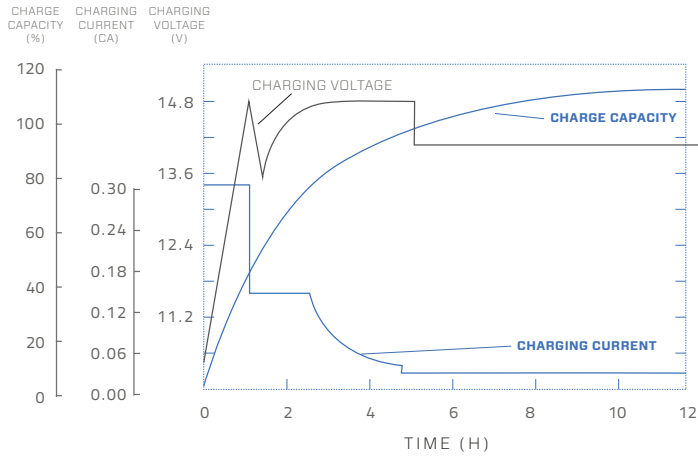


**CYCLE CHARGE CHARACTERISTIC (25°C)**

**FLOATING CHARGE CHARACTERISTIC (25°C)**

REGULAR CYCLE CHARGE CHARACTERISTICS 77°F (25°C)

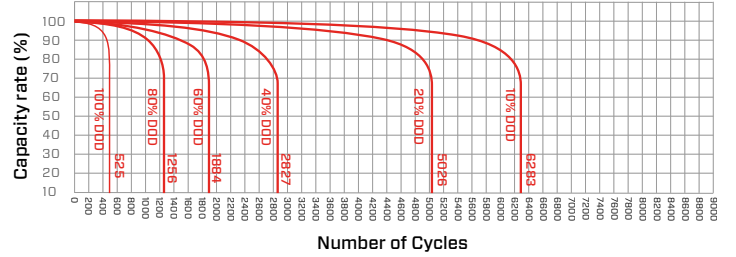
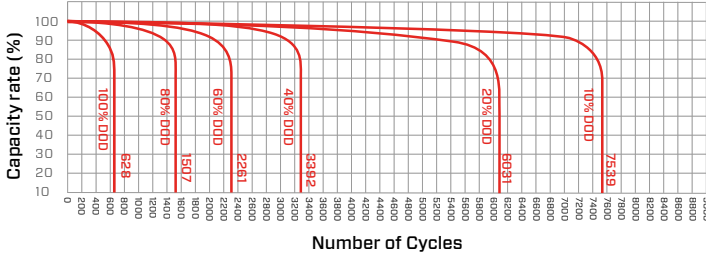
FLOATING CHARGE CHARACTERISTICS 77°F (25°C)



**CYCLE LIFE CURVE GRAPH**

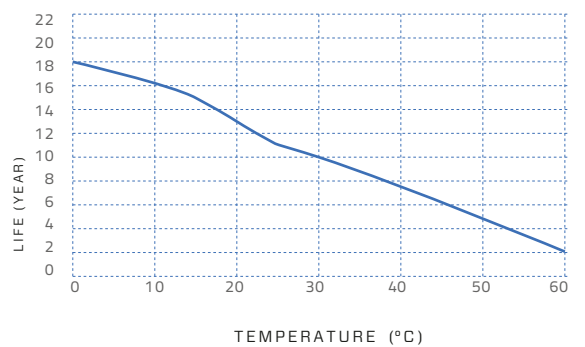
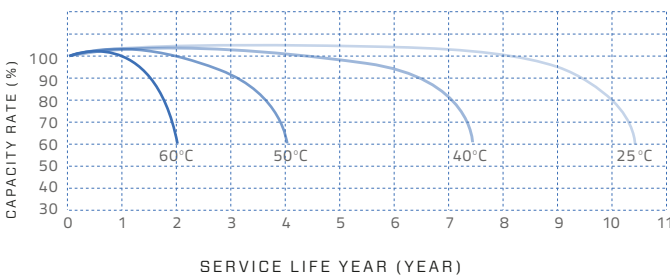
Cycle life curve graph (25°C) 12V

Cycle life curve graph (40°C) 12V

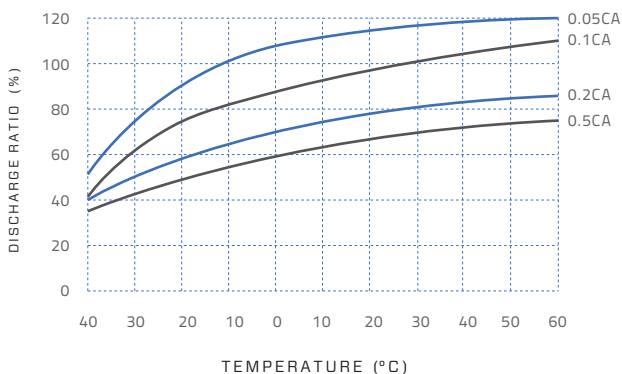


**TEMPERATURE & FLOAT SERVICE LIFE**

**FLOAT SERVICE LIFE CURVE GRAPH**



**TEMPERATURE & DISCHARGE CAPACITY**



info@greenrhino-energy.com  
www.greenrhino-energy.com

www.leadcrystalbatteries.com

